

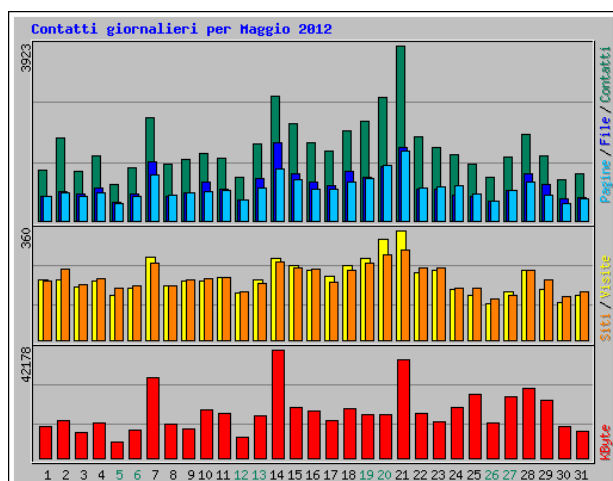
Statistiche per www.figbemilia.it

Riepilogo per il periodo: Maggio 2012

Generato 01-Jun-2012 09:19 W. Europe Daylight Time

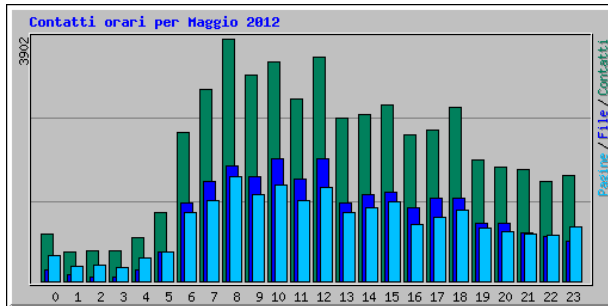
[\[Statistiche Giornaliere\]](#) [\[Statistiche Orarie\]](#) [\[URL\]](#) [\[Ingressi\]](#) [\[Uscite\]](#) [\[Nomi di Host\]](#) [\[Referrer\]](#) [\[Ricerca\]](#) [\[Browser\]](#) [\[Nazioni\]](#)

| Statistiche Mensili per Maggio 2012 | | |
|--------------------------------------|--------|-------|
| Contatti | 51390 | |
| File | 25003 | |
| Totale Pagine | 22497 | |
| Totale Visite | 6328 | |
| KByte | 555469 | |
| Nomi di Host | 3709 | |
| URL | 749 | |
| Referrer | 365 | |
| Browser | 999 | |
| | Media | Max |
| Contatti Orari | 69 | 438 |
| Contatti Giornalieri | 1657 | 3923 |
| File Giornalieri | 806 | 1742 |
| Pagine Giornaliere | 725 | 1561 |
| Visite Giornaliere | 204 | 360 |
| KByte Giornalieri | 17918 | 42178 |
| Contatti per Codice di Risposta | | |
| Undefined response code | 16623 | |
| Code 200 - OK | 25003 | |
| Code 206 - Contenuto Parziale | 327 | |
| Code 304 - Non Modificato | 8432 | |
| Code 404 - Non Trovato | 996 | |
| Code 500 - Errore Interno del Server | 9 | |



| Statistiche Giornaliere per Maggio 2012 | | | | | | | | | | | | |
|---|----------|-------|--------|--------|------|-------|-----|-------|-----|-------|-------|-------|
| Giorno | Contatti | File | Pagine | Visite | Siti | KByte | | | | | | |
| 1 | 1133 | 2.20% | 552 | 2.21% | 545 | 2.42% | 197 | 3.11% | 193 | 5.20% | 12108 | 2.18% |
| 2 | 1849 | 3.60% | 659 | 2.64% | 617 | 2.74% | 197 | 3.11% | 231 | 6.23% | 14682 | 2.64% |
| 3 | 1119 | 2.18% | 609 | 2.44% | 554 | 2.46% | 175 | 2.77% | 182 | 4.91% | 10047 | 1.81% |
| 4 | 1458 | 2.84% | 736 | 2.94% | 628 | 2.79% | 193 | 3.05% | 202 | 5.45% | 13747 | 2.47% |
| 5 | 801 | 1.56% | 404 | 1.62% | 386 | 1.72% | 145 | 2.29% | 169 | 4.56% | 6260 | 1.13% |
| 6 | 1180 | 2.30% | 613 | 2.45% | 547 | 2.43% | 171 | 2.70% | 179 | 4.83% | 10888 | 1.96% |
| 7 | 2298 | 4.47% | 1333 | 5.33% | 1029 | 4.57% | 271 | 4.28% | 251 | 6.77% | 31236 | 5.62% |
| 8 | 1280 | 2.49% | 556 | 2.22% | 572 | 2.54% | 180 | 2.84% | 179 | 4.83% | 13072 | 2.35% |
| 9 | 1379 | 2.68% | 636 | 2.54% | 630 | 2.80% | 192 | 3.03% | 198 | 5.34% | 11175 | 2.01% |
| 10 | 1521 | 2.96% | 871 | 3.48% | 667 | 2.96% | 195 | 3.08% | 201 | 5.42% | 18551 | 3.34% |
| 11 | 1404 | 2.73% | 694 | 2.78% | 683 | 3.04% | 206 | 3.26% | 206 | 5.55% | 17373 | 3.13% |
| 12 | 984 | 1.91% | 475 | 1.90% | 469 | 2.08% | 156 | 2.47% | 159 | 4.29% | 7985 | 1.44% |
| 13 | 1712 | 3.33% | 940 | 3.76% | 723 | 3.21% | 198 | 3.13% | 187 | 5.04% | 16355 | 2.94% |
| 14 | 2791 | 5.43% | 1742 | 6.97% | 1163 | 5.17% | 270 | 4.27% | 255 | 6.88% | 42178 | 7.59% |
| 15 | 2168 | 4.22% | 1065 | 4.26% | 928 | 4.12% | 244 | 3.86% | 235 | 6.34% | 19633 | 3.53% |
| 16 | 1750 | 3.41% | 866 | 3.46% | 720 | 3.20% | 229 | 3.62% | 233 | 6.28% | 18434 | 3.32% |
| 17 | 1553 | 3.02% | 792 | 3.17% | 713 | 3.17% | 208 | 3.29% | 188 | 5.07% | 14703 | 2.65% |
| 18 | 2023 | 3.94% | 1096 | 4.38% | 854 | 3.80% | 246 | 3.89% | 230 | 6.20% | 19330 | 3.48% |
| 19 | 2229 | 4.34% | 976 | 3.90% | 952 | 4.23% | 268 | 4.24% | 253 | 6.82% | 17148 | 3.09% |
| 20 | 2764 | 5.38% | 1219 | 4.88% | 1245 | 5.53% | 331 | 5.23% | 278 | 7.50% | 16789 | 3.02% |

| | | | | | | | | | | | | |
|----|------|-------|------|-------|------|-------|-----|-------|-----|-------|-------|-------|
| 21 | 3923 | 7.63% | 1646 | 6.58% | 1561 | 6.94% | 360 | 5.69% | 297 | 8.01% | 38019 | 6.84% |
| 22 | 1888 | 3.67% | 704 | 2.82% | 740 | 3.29% | 223 | 3.52% | 237 | 6.39% | 17204 | 3.10% |
| 23 | 1648 | 3.21% | 704 | 2.82% | 753 | 3.35% | 230 | 3.63% | 236 | 6.36% | 13929 | 2.51% |
| 24 | 1482 | 2.88% | 579 | 2.32% | 774 | 3.44% | 167 | 2.64% | 172 | 4.64% | 19839 | 3.57% |
| 25 | 1259 | 2.45% | 539 | 2.16% | 607 | 2.70% | 145 | 2.29% | 171 | 4.61% | 24666 | 4.44% |
| 26 | 981 | 1.91% | 435 | 1.74% | 452 | 2.01% | 119 | 1.88% | 134 | 3.61% | 13860 | 2.50% |
| 27 | 1429 | 2.78% | 681 | 2.72% | 670 | 2.98% | 159 | 2.51% | 148 | 3.99% | 23996 | 4.32% |
| 28 | 1944 | 3.78% | 1062 | 4.25% | 855 | 3.80% | 227 | 3.59% | 227 | 6.12% | 27115 | 4.88% |
| 29 | 1466 | 2.85% | 809 | 3.24% | 582 | 2.59% | 165 | 2.61% | 196 | 5.28% | 22603 | 4.07% |
| 30 | 911 | 1.77% | 498 | 1.99% | 397 | 1.76% | 125 | 1.98% | 143 | 3.86% | 12280 | 2.21% |
| 31 | 1063 | 2.07% | 512 | 2.05% | 481 | 2.14% | 145 | 2.29% | 157 | 4.23% | 10263 | 1.85% |



| Statistiche Orarie per Maggio 2012 | | | | | | | | | | | | |
|------------------------------------|----------|--------|-------|--------|--------|--------|-------|--------|-------|------|-------|-------|
| Ora | Contatti | | File | | Pagine | | KByte | | | | | |
| | Media | Totale | Media | Totale | Media | Totale | Media | Totale | | | | |
| 0 | 24 | 756 | 1.47% | 5 | 176 | 0.70% | 13 | 405 | 1.80% | 122 | 3778 | 0.68% |
| 1 | 15 | 475 | 0.92% | 3 | 97 | 0.39% | 7 | 240 | 1.07% | 65 | 2014 | 0.36% |
| 2 | 15 | 483 | 0.94% | 2 | 75 | 0.30% | 8 | 258 | 1.15% | 55 | 1718 | 0.31% |
| 3 | 15 | 494 | 0.96% | 2 | 73 | 0.29% | 7 | 225 | 1.00% | 45 | 1391 | 0.25% |
| 4 | 22 | 704 | 1.37% | 5 | 184 | 0.74% | 12 | 382 | 1.70% | 120 | 3732 | 0.67% |
| 5 | 35 | 1107 | 2.15% | 15 | 479 | 1.92% | 15 | 474 | 2.11% | 295 | 9151 | 1.65% |
| 6 | 77 | 2399 | 4.67% | 40 | 1268 | 5.07% | 35 | 1102 | 4.90% | 726 | 22518 | 4.05% |
| 7 | 99 | 3085 | 6.00% | 51 | 1609 | 6.44% | 42 | 1305 | 5.80% | 1026 | 31800 | 5.72% |
| 8 | 125 | 3902 | 7.59% | 59 | 1857 | 7.43% | 54 | 1690 | 7.51% | 1440 | 44638 | 8.04% |
| 9 | 107 | 3320 | 6.46% | 54 | 1684 | 6.74% | 45 | 1401 | 6.23% | 1232 | 38200 | 6.88% |
| 10 | 113 | 3524 | 6.86% | 63 | 1964 | 7.86% | 49 | 1548 | 6.88% | 1423 | 44100 | 7.94% |
| 11 | 94 | 2928 | 5.70% | 53 | 1645 | 6.58% | 41 | 1289 | 5.73% | 985 | 30544 | 5.50% |
| 12 | 116 | 3602 | 7.01% | 63 | 1962 | 7.85% | 48 | 1518 | 6.75% | 1502 | 46565 | 8.38% |
| 13 | 84 | 2623 | 5.10% | 40 | 1253 | 5.01% | 35 | 1107 | 4.92% | 925 | 28684 | 5.16% |
| 14 | 86 | 2674 | 5.20% | 45 | 1396 | 5.58% | 38 | 1191 | 5.29% | 1139 | 35307 | 6.36% |
| 15 | 91 | 2843 | 5.53% | 45 | 1423 | 5.69% | 41 | 1274 | 5.66% | 954 | 29578 | 5.32% |
| 16 | 75 | 2346 | 4.57% | 38 | 1179 | 4.72% | 29 | 912 | 4.05% | 946 | 29339 | 5.28% |
| 17 | 78 | 2435 | 4.74% | 42 | 1330 | 5.32% | 32 | 1021 | 4.54% | 931 | 28858 | 5.20% |
| 18 | 90 | 2791 | 5.43% | 43 | 1336 | 5.34% | 36 | 1136 | 5.05% | 1170 | 36277 | 6.53% |
| 19 | 63 | 1959 | 3.81% | 30 | 940 | 3.76% | 27 | 858 | 3.81% | 668 | 20713 | 3.73% |
| 20 | 59 | 1832 | 3.56% | 30 | 938 | 3.75% | 25 | 793 | 3.52% | 805 | 24940 | 4.49% |
| 21 | 58 | 1799 | 3.50% | 24 | 773 | 3.09% | 24 | 758 | 3.37% | 516 | 15981 | 2.88% |
| 22 | 51 | 1607 | 3.13% | 23 | 721 | 2.88% | 23 | 733 | 3.26% | 520 | 16132 | 2.90% |
| 23 | 54 | 1702 | 3.31% | 20 | 641 | 2.56% | 28 | 877 | 3.90% | 307 | 9513 | 1.71% |

| Top 30 di 749 URL Totali | | | | | |
|--------------------------|----------|-------|-------|-------|---|
| # | Contatti | KByte | URL | | |
| 1 | 3995 | 7.77% | 50888 | 9.16% | /indice.htm |
| 2 | 3815 | 7.42% | 1870 | 0.34% | /Stile.css |
| 3 | 2760 | 5.37% | 8615 | 1.55% | /Comitato/Framecomune1.htm |
| 4 | 2676 | 5.21% | 4614 | 0.83% | /Frameindex.htm |
| 5 | 2439 | 4.75% | 17725 | 3.19% | /Campionati/IndicecampionatiAssoluti2012.htm |
| 6 | 1649 | 3.21% | 7983 | 1.44% | /Campionati/homecamassoluti.swf |
| 7 | 1564 | 3.04% | 1857 | 0.33% | / |
| 8 | 468 | 0.91% | 7189 | 1.29% | /Campionati/IndicecampionatiRegionali2012.htm |
| 9 | 426 | 0.83% | 2698 | 0.49% | /arbitri/home.swf |
| 10 | 394 | 0.77% | 18523 | 3.33% | /Comitato/Documenti/Certificazione Medico Sportiva.PDF |
| 11 | 356 | 0.69% | 2231 | 0.40% | /Campionati/HomeCampionatireg.swf |
| 12 | 318 | 0.62% | 8091 | 1.46% | /Campionati/2012/CIMista2012/Tabellone Semifin-12.pdf |
| 13 | 317 | 0.62% | 5480 | 0.99% | /Campionati/2012/CIMista2012/Tabellone SemifinT2-12.pdf |
| 14 | 269 | 0.52% | 12705 | 2.29% | /Campionati/2012/CIMista2012/CIMix2012-svolgimento_Semifinale12-1.pdf |
| 15 | 264 | 0.51% | 11007 | 1.98% | /Campionati/2012/CIOver60-12/CIOver60-ClassificaFase1-12.pdf |
| 16 | 225 | 0.44% | 5389 | 0.97% | /Campionati/2012/CIOver60-12/CoppaItalia_Over60_Prima Fase2012.pdf |
| 17 | 222 | 0.43% | 10131 | 1.82% | /Comitato/Elezioni2012/Convocazione Assemblée elettiva regionale 27-05-12.pdf |
| 18 | 221 | 0.43% | 7018 | 1.26% | /Campionati/2012/CIOver60-12/CoppaItalia-Over60-Semifinale2012.pdf |
| 19 | 196 | 0.38% | 4674 | 0.84% | /Campionati/2012/CIMista2012/Formazioni CORRETTO.pdf |
| 20 | 194 | 0.38% | 4484 | 0.81% | /Campionati/2012/CIMista2012/Formazioni definitivo.pdf |

| | | | | | |
|----|-----|-------|-------|-------|--|
| 21 | 184 | 0.36% | 4402 | 0.79% | /Comitato/Elezioni2012/Risposta Lettera elettorale Del Pistoia.pdf |
| 22 | 181 | 0.35% | 1738 | 0.31% | /Comitato/Indicedocumenti.htm |
| 23 | 161 | 0.31% | 6920 | 1.25% | /Campionati/2012/SqOpen-Promozione/SquadreOpen-classFin.pdf |
| 24 | 159 | 0.31% | 4170 | 0.75% | /Comitato/Elezioni2012/Convocazione Elezioni Atleti 2012.pdf |
| 25 | 157 | 0.31% | 5227 | 0.94% | /calendario/Scadenze2012.htm |
| 26 | 155 | 0.30% | 10030 | 1.81% | /Comitato/Elezioni2012/Risultati Delegati Atleti-2012.pdf |
| 27 | 143 | 0.28% | 3682 | 0.66% | /Campionati/2012/CIMista2012/Tabellone SemifinT1-12.pdf |
| 28 | 140 | 0.27% | 8727 | 1.57% | /Comitato/Elezioni2012/risultati delegati tecnici-2012.pdf |
| 29 | 139 | 0.27% | 2512 | 0.45% | /Campionati/2012/CIMista2012/Tabellone CI da 20.pdf |
| 30 | 138 | 0.27% | 359 | 0.06% | /PC/Excel_ore.html |

| Top 10 di 749 URL Totali Per KByte | | | | | |
|------------------------------------|----------|-------|-------|-------|---|
| # | Contatti | KByte | URL | | |
| 1 | 3995 | 7.77% | 50888 | 9.16% | /indice.htm |
| 2 | 26 | 0.05% | 23503 | 4.23% | /Comitato/CertificatoAgonistico/Ferrara.PDF |
| 3 | 394 | 0.77% | 18523 | 3.33% | /Comitato/Documenti/Certificazione Medico Sportiva.PDF |
| 4 | 2439 | 4.75% | 17725 | 3.19% | /Campionati/IndicecampionatiAssoluti2012.htm |
| 5 | 45 | 0.09% | 17589 | 3.17% | /PC/spegnimento_PC.pdf |
| 6 | 269 | 0.52% | 12705 | 2.29% | /Campionati/2012/CIMista2012/CIMix2012-svolgimento_Semifinale12-1.pdf |
| 7 | 264 | 0.51% | 11007 | 1.98% | /Campionati/2012/CIOver60-12/CIOver60-ClassificaFase1-12.pdf |
| 8 | 222 | 0.43% | 10131 | 1.82% | /Comitato/Elezioni2012/Convocazione Assemblea elettiva regionale 27-05-12.pdf |
| 9 | 155 | 0.30% | 10030 | 1.81% | /Comitato/Elezioni2012/Risultati Delegati Atleti-2012.pdf |
| 10 | 140 | 0.27% | 8727 | 1.57% | /Comitato/Elezioni2012/risultati delegati tecnici-2012.pdf |

| Top 10 di 105 Pagine in Ingresso Totali | | | | | |
|---|----------|--------|------|--------|---|
| # | Contatti | Visite | URL | | |
| 1 | 1564 | 3.04% | 2821 | 48.08% | / |
| 2 | 3995 | 7.77% | 1102 | 18.78% | /indice.htm |
| 3 | 96 | 0.19% | 877 | 14.95% | /EBL/photos/ |
| 4 | 138 | 0.27% | 151 | 2.57% | /PC/Excel_ore.html |
| 5 | 2439 | 4.75% | 132 | 2.25% | /Campionati/IndicecampionatiAssoluti2012.htm |
| 6 | 2676 | 5.21% | 117 | 1.99% | /Frameindex.htm |
| 7 | 2760 | 5.37% | 103 | 1.76% | /Comitato/Framecomune1.htm |
| 8 | 98 | 0.19% | 59 | 1.01% | /SSport/Indice_socieita.htm |
| 9 | 468 | 0.91% | 48 | 0.82% | /Campionati/IndicecampionatiRegionali2012.htm |
| 10 | 74 | 0.14% | 29 | 0.49% | /Links/links.htm |

| Top 10 di 117 Pagine in Uscita Totali | | | | | |
|---------------------------------------|----------|--------|------|--------|---|
| # | Contatti | Visite | URL | | |
| 1 | 2439 | 4.75% | 1632 | 27.85% | /Campionati/IndicecampionatiAssoluti2012.htm |
| 2 | 3995 | 7.77% | 1314 | 22.43% | /indice.htm |
| 3 | 96 | 0.19% | 879 | 15.00% | /EBL/photos/ |
| 4 | 1564 | 3.04% | 359 | 6.13% | / |
| 5 | 468 | 0.91% | 274 | 4.68% | /Campionati/IndicecampionatiRegionali2012.htm |
| 6 | 2676 | 5.21% | 194 | 3.31% | /Frameindex.htm |
| 7 | 138 | 0.27% | 151 | 2.58% | /PC/Excel_ore.html |
| 8 | 2760 | 5.37% | 109 | 1.86% | /Comitato/Framecomune1.htm |
| 9 | 157 | 0.31% | 104 | 1.78% | /calendario/Scadenze2012.htm |
| 10 | 181 | 0.35% | 98 | 1.67% | /Comitato/Indicedocumenti.htm |

| Top 30 di 3709 Nomi di Host Totali | | | | | | | | | |
|------------------------------------|----------|-------|-------|--------|--------------|-------|-----|-------|--|
| # | Contatti | File | KByte | Visite | Nomi di Host | | | | |
| 1 | 1362 | 2.65% | 21 | 0.08% | 562 | 0.10% | 176 | 2.78% | crawl-66-249-72-48.googlebot.com |
| 2 | 1198 | 2.33% | 229 | 0.92% | 3278 | 0.59% | 89 | 1.41% | host18-110-static.33-85-b.business.telecomitalia.it |
| 3 | 667 | 1.30% | 469 | 1.88% | 6388 | 1.15% | 58 | 0.92% | 194.183.65.36 |
| 4 | 660 | 1.28% | 0 | 0.00% | 252 | 0.05% | 8 | 0.13% | static-213-205-42-1.clienti.tiscali.it |
| 5 | 631 | 1.23% | 0 | 0.00% | 235 | 0.04% | 134 | 2.12% | crawl-66-249-72-142.googlebot.com |
| 6 | 589 | 1.15% | 220 | 0.88% | 3504 | 0.63% | 45 | 0.71% | net-91-81-33-130.cust.dsl.vodafone.it |
| 7 | 543 | 1.06% | 276 | 1.10% | 13406 | 2.41% | 46 | 0.73% | host234-238-static.48-88-b.business.telecomitalia.it |
| 8 | 534 | 1.04% | 402 | 1.61% | 11611 | 2.09% | 14 | 0.22% | 85-18-165-120.ip.fastwebnet.it |
| 9 | 485 | 0.94% | 249 | 1.00% | 4682 | 0.84% | 35 | 0.55% | 93-58-159-172.ip159.fastwebnet.it |
| 10 | 449 | 0.87% | 278 | 1.11% | 5377 | 0.97% | 22 | 0.35% | host76-39-dynamic.44-79-r.retail.telecomitalia.it |
| 11 | 401 | 0.78% | 159 | 0.64% | 2454 | 0.44% | 37 | 0.58% | 2-234-12-174.ip220.fastwebnet.it |
| 12 | 398 | 0.77% | 209 | 0.84% | 3321 | 0.60% | 39 | 0.62% | dynamic-adsl-78-13-169-162.clienti.tiscali.it |
| 13 | 376 | 0.73% | 134 | 0.54% | 4450 | 0.80% | 28 | 0.44% | 195.62.170.97 |
| 14 | 366 | 0.71% | 0 | 0.00% | 139 | 0.02% | 69 | 1.09% | 208.115.113.86 |
| 15 | 365 | 0.71% | 195 | 0.78% | 2996 | 0.54% | 32 | 0.51% | 85-18-183-83.ip.fastwebnet.it |
| 16 | 344 | 0.67% | 0 | 0.00% | 71 | 0.01% | 1 | 0.02% | 176-9-51-199.crawler.sistrix.net |
| 17 | 342 | 0.67% | 195 | 0.78% | 3425 | 0.62% | 19 | 0.30% | 93-63-28-111.ip25.fastwebnet.it |
| 18 | 334 | 0.65% | 0 | 0.00% | 129 | 0.02% | 58 | 0.92% | 208-115-111-70-reverse.wowrack.com |

| | | | | | | | | | |
|----|-----|-------|-----|-------|------|-------|-----|-------|--|
| 19 | 304 | 0.59% | 166 | 0.66% | 2373 | 0.43% | 27 | 0.43% | host34-252-static.183-80-b.business.telecomitalia.it |
| 20 | 283 | 0.55% | 0 | 0.00% | 110 | 0.02% | 50 | 0.79% | 38.101.148.126 |
| 21 | 269 | 0.52% | 11 | 0.04% | 135 | 0.02% | 43 | 0.68% | crawl-66-249-72-45.googlebot.com |
| 22 | 263 | 0.51% | 0 | 0.00% | 86 | 0.02% | 108 | 1.71% | crawl-66-249-72-136.googlebot.com |
| 23 | 249 | 0.48% | 121 | 0.48% | 1505 | 0.27% | 21 | 0.33% | 151.58.9.79 |
| 24 | 247 | 0.48% | 151 | 0.60% | 1805 | 0.33% | 18 | 0.28% | 85-18-169-27.ip.fastwebnet.it |
| 25 | 233 | 0.45% | 129 | 0.52% | 1744 | 0.31% | 14 | 0.22% | host245-246-dynamic.23-79-r.retail.telecomitalia.it |
| 26 | 228 | 0.44% | 181 | 0.72% | 2674 | 0.48% | 32 | 0.51% | 151.12.186.133 |
| 27 | 221 | 0.43% | 215 | 0.86% | 3081 | 0.55% | 16 | 0.25% | host251-106-static.82-94-b.business.telecomitalia.it |
| 28 | 220 | 0.43% | 111 | 0.44% | 1019 | 0.18% | 21 | 0.33% | 2-224-3-15.ip168.fastwebnet.it |
| 29 | 217 | 0.42% | 172 | 0.69% | 2689 | 0.48% | 33 | 0.52% | host106-197-static.42-85-b.business.telecomitalia.it |
| 30 | 210 | 0.41% | 84 | 0.34% | 1753 | 0.32% | 11 | 0.17% | net-2-37-66-89.cust.dsl.vodafone.it |

| Top 10 di 3709 Nomi di Host Totali Per KByte | | | | | | | | | |
|--|----------|-------|-------|--------|--------------|-------|----|-------|--|
| # | Contatti | File | KByte | Visite | Nomi di Host | | | | |
| 1 | 543 | 1.06% | 276 | 1.10% | 13406 | 2.41% | 46 | 0.73% | host234-238-static.48-88-b.business.telecomitalia.it |
| 2 | 534 | 1.04% | 402 | 1.61% | 11611 | 2.09% | 14 | 0.22% | 85-18-165-120.ip.fastwebnet.it |
| 3 | 667 | 1.30% | 469 | 1.88% | 6388 | 1.15% | 58 | 0.92% | 194.183.65.36 |
| 4 | 186 | 0.36% | 125 | 0.50% | 6096 | 1.10% | 1 | 0.02% | 109.115.147.74 |
| 5 | 449 | 0.87% | 278 | 1.11% | 5377 | 0.97% | 22 | 0.35% | host76-39-dynamic.44-79-r.retail.telecomitalia.it |
| 6 | 160 | 0.31% | 129 | 0.52% | 5174 | 0.93% | 1 | 0.02% | host78-16-dynamic.116-80-r.retail.telecomitalia.it |
| 7 | 8 | 0.02% | 3 | 0.01% | 5075 | 0.91% | 0 | 0.00% | host96-198-dynamic.0-79-r.retail.telecomitalia.it |
| 8 | 40 | 0.08% | 34 | 0.14% | 4801 | 0.86% | 2 | 0.03% | 151.67.37.38 |
| 9 | 485 | 0.94% | 249 | 1.00% | 4682 | 0.84% | 35 | 0.55% | 93-58-159-172.ip159.fastwebnet.it |
| 10 | 376 | 0.73% | 134 | 0.54% | 4450 | 0.80% | 28 | 0.44% | 195.62.170.97 |

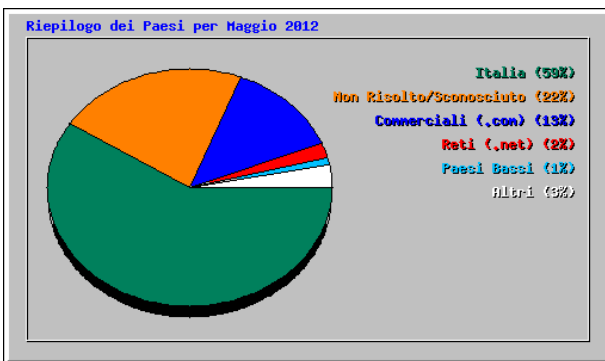
| Top 30 di 365 Referrer Totali | | | |
|-------------------------------|----------|----------|---|
| # | Contatti | Referrer | |
| 1 | 9374 | 18.24% | http://www.figbemilia.it/ |
| 2 | 7507 | 14.61% | http://www.figbemilia.it/indice.htm |
| 3 | 6575 | 12.79% | http://www.figbemilia.it/Campionati/IndicecampionatiAssoluti2012.htm |
| 4 | 3695 | 7.19% | http://www.figbemilia.it/Comitato/Framecomune1.htm |
| 5 | 1170 | 2.28% | http://www.figbemilia.it/Campionati/IndicecampionatiRegionali2012.htm |
| 6 | 957 | 1.86% | http://www.google.it/url |
| 7 | 373 | 0.73% | http://www.google.it/search |
| 8 | 274 | 0.53% | http://www.figbemilia.it/Comitato/Indicedocumenti.htm |
| 9 | 264 | 0.51% | http://www.federbridge.it/BridgeLinks/links.asp |
| 10 | 220 | 0.43% | http://www.figbemilia.it/calendario/Campionati2012.htm |
| 11 | 205 | 0.40% | http://www.figbemilia.it/Foto/Indice.htm |
| 12 | 188 | 0.37% | http://www.bridgebologna.it/ |
| 13 | 165 | 0.32% | http://www.federbridge.it/regioni/centrale.asp |
| 14 | 152 | 0.30% | http://www.figbemilia.it/Varie/IndicePubblicazioni.htm |
| 15 | 151 | 0.29% | http://www.figbemilia.it/PC/Excel_ore.html |
| 16 | 147 | 0.29% | http://www.figbemilia.it/SSport/Indice_societia.htm |
| 17 | 132 | 0.26% | http://www.bridgebologna.it/index.php |
| 18 | 129 | 0.25% | http://images.ask.com/fr |
| 19 | 123 | 0.24% | http://www.figbemilia.it/PC/spegnimento_PC.pdf |
| 20 | 120 | 0.23% | http://www.figbemilia.it/calendario/Scadenze2012.htm |
| 21 | 81 | 0.16% | http://www.riminibridge.it/ |
| 22 | 80 | 0.16% | http://www.federbridge.it/Regioni/centrale.asp |
| 23 | 76 | 0.15% | http://www.federbridge.it/regioni/regione.asp |
| 24 | 73 | 0.14% | http://www.figbemilia.it/Arbitri/sezarb.htm |
| 25 | 70 | 0.14% | http://www.figbemilia.it/Foto/CpSignore2012/PremiazioneCoppieSig12-1.htm |
| 26 | 66 | 0.13% | http://search.mywebsearch.com/mywebsearch/AJimage.jhtml |
| 27 | 63 | 0.12% | http://www.figbemilia.it/Links/links.htm |
| 28 | 55 | 0.11% | http://www.figbemilia.it/Archivio/IndiceArchivio.htm |
| 29 | 50 | 0.10% | http://figbemilia.it/EBL/photos/index.php |
| 30 | 49 | 0.10% | http://www.figbemilia.it/index1.htm |

| Top 19 di 19 Total Search Strings | | | |
|-----------------------------------|----------|--------------------|--------------------------------|
| # | Contatti | Termini di Ricerca | |
| 1 | 5 | 14.29% | resume sample |
| 2 | 3 | 8.57% | figb emilia |
| 3 | 3 | 8.57% | precious moment coloring pages |
| 4 | 3 | 8.57% | printable nose art |
| 5 | 2 | 5.71% | benetti alberto |
| 6 | 2 | 5.71% | cars 2 coloring page |
| 7 | 2 | 5.71% | deer clipart |
| 8 | 2 | 5.71% | figbemilia |
| 9 | 2 | 5.71% | green dog prints |
| 10 | 2 | 5.71% | superhero clip art |

| | | | |
|----|---|-------|--|
| 11 | 1 | 2.86% | aprile campionato di bridge bologna 2012 |
| 12 | 1 | 2.86% | bridge over 60 bologna |
| 13 | 1 | 2.86% | figbemilia |
| 14 | 1 | 2.86% | figb emilia romagna |
| 15 | 1 | 2.86% | footprint template |
| 16 | 1 | 2.86% | free printable rental agreement |
| 17 | 1 | 2.86% | il circolo del martedì - bologna |
| 18 | 1 | 2.86% | simple survey template |
| 19 | 1 | 2.86% | www.figbemilia.it |

Top 15 di 999 Browser Totali

| # | Contatti | Browser |
|----|------------|---|
| 1 | 2182 4.25% | Mozilla/5.0+(compatible;+MSIE+9.0;+Windows+NT+6.1;+WOW64;+Trident/5.0) |
| 2 | 2045 3.98% | Mozilla/5.0+(compatible;+Googlebot/2.1;+http://www.google.com/bot.html) |
| 3 | 1670 3.25% | Mozilla/5.0+(Windows+NT+5.1;+rv:12.0)+Gecko/20100101+Firefox/12.0 |
| 4 | 1583 3.08% | Mozilla/5.0+(compatible;+bingbot/2.0;+http://www.bing.com/bingbot.htm) |
| 5 | 1198 2.33% | Mozilla/4.0+(compatible;+MSIE+7.0;+Windows+NT+5.1;+SRS_IT_E879057FB5765B553EAE93) |
| 6 | 1117 2.17% | Mozilla/5.0+(compatible;+MSIE+9.0;+Windows+NT+6.1;+Trident/5.0) |
| 7 | 942 1.83% | Mozilla/5.0+(compatible;+MSIE+9.0;+Windows+NT+6.0;+Trident/5.0) |
| 8 | 893 1.74% | Mozilla/4.0+(compatible;+MSIE+8.0;+Windows+NT+5.1;+Trident/4.0;+GTB7.3;+.NET4.0C;+.NET4.0E;+InfoPath.1;+.NET+CLR+2.0.50727;+.NET+CLR+3.0.45 |
| 9 | 844 1.64% | Mozilla/5.0+(Windows+NT+5.1)+AppleWebKit/535.19+(KHTML,+like+Gecko)+Chrome/18.0.1025.168+Safari/535.19 |
| 10 | 824 1.60% | Mozilla/5.0+(Windows+NT+5.1;+rv:13.0)+Gecko/20100101+Firefox/13.0 |
| 11 | 770 1.50% | Mozilla/5.0+(Windows+NT+5.1)+AppleWebKit/536.5+(KHTML,+like+Gecko)+Chrome/19.0.1084.46+Safari/536.5 |
| 12 | 730 1.42% | Mozilla/5.0+(compatible;+Baiduspider/2.0;+http://www.baidu.com/search/spider.html) |
| 13 | 715 1.39% | Mozilla/4.0+(compatible;+MSIE+8.0;+Windows+NT+5.1;+Trident/4.0) |
| 14 | 707 1.38% | Mozilla/4.0+(compatible;+MSIE+8.0;+Windows+NT+5.1;+Trident/4.0;+GTB7.3;+.NET+CLR+1.1.4322;+.NET+CLR+2.0.50727;+.NET+CLR+3.0.4506.2152;+.NET |
| 15 | 700 1.36% | Mozilla/5.0+(compatible;+Ezooks/1.0;+ezooks.bot@gmail.com) |



Top 30 di 49 Nazioni Totali

| # | Contatti | File | KByte | Nazione |
|----|--------------|--------------|---------------|---------------------------------|
| 1 | 30225 58.81% | 17829 71.31% | 400595 72.12% | Italia |
| 2 | 11504 22.39% | 6238 24.95% | 128693 23.17% | Non Risolto/Sconosciuto |
| 3 | 6839 13.31% | 360 1.44% | 8845 1.59% | Commerciali (.com) |
| 4 | 901 1.75% | 159 0.64% | 6205 1.12% | Reti (.net) |
| 5 | 590 1.15% | 6 0.02% | 408 0.07% | Paesi Bassi |
| 6 | 250 0.49% | 176 0.70% | 3092 0.56% | San Marino |
| 7 | 185 0.36% | 11 0.04% | 279 0.05% | Germania |
| 8 | 143 0.28% | 6 0.02% | 64 0.01% | Russia |
| 9 | 114 0.22% | 5 0.02% | 62 0.01% | Ucraina |
| 10 | 73 0.14% | 58 0.23% | 3031 0.55% | Regno Unito |
| 11 | 66 0.13% | 49 0.20% | 511 0.09% | Zona Neutrale |
| 12 | 52 0.10% | 9 0.04% | 92 0.02% | Francia |
| 13 | 48 0.09% | 0 0.00% | 10 0.00% | Turchia |
| 14 | 45 0.09% | 0 0.00% | 9 0.00% | Belgio |
| 15 | 40 0.08% | 10 0.04% | 237 0.04% | Grecia |
| 16 | 39 0.08% | 21 0.08% | 520 0.09% | Svizzera |
| 17 | 38 0.07% | 6 0.02% | 184 0.03% | Rep. Ceca |
| 18 | 32 0.06% | 1 0.00% | 63 0.01% | Organizzazioni Generiche (.org) |
| 19 | 26 0.05% | 17 0.07% | 326 0.06% | Romania |
| 20 | 24 0.05% | 11 0.04% | 556 0.10% | Israele |
| 21 | 20 0.04% | 0 0.00% | 6 0.00% | Svezia |
| 22 | 19 0.04% | 2 0.01% | 129 0.02% | Messico |
| 23 | 14 0.03% | 0 0.00% | 19 0.00% | India |
| 24 | 13 0.03% | 5 0.02% | 467 0.08% | Australia |
| 25 | 8 0.02% | 3 0.01% | 275 0.05% | Universita' (.edu) |
| 26 | 8 0.02% | 2 0.01% | 111 0.02% | Canada |
| 27 | 8 0.02% | 2 0.01% | 5 0.00% | Lituania |
| 28 | 6 0.01% | 2 0.01% | 105 0.02% | Arpanet (.arpa) |
| 29 | 6 0.01% | 3 0.01% | 93 0.02% | Filippine |

| | | | | | | | |
|----|---|-------|---|-------|---|-------|----------|
| 30 | 6 | 0.01% | 3 | 0.01% | 6 | 0.00% | Seicelle |
|----|---|-------|---|-------|---|-------|----------|

Generated by [Webalizer Version 2.01](#)